












Students! How do you use technology and libraries? Tell us for a chance to win \$100.










1. What community college do you attend?

		Response Percent	Response Count
Mendocino College		0.0%	0
East Los Angeles College		0.0%	0
Mission College		100.0%	359
Merced College		0.0%	0
Santa Barbara City College		0.0%	0
answered question			359
skipped question			0








2. How did you find out about this survey? Check all that apply.

		Response Percent	Response Count
Email		17.3%	62
Library website		0.3%	1
Main community college website or student portal		1.9%	7
Course management system (Blackboard, Moodle, etc.)		6.7%	24
Facebook or Twitter		0.0%	0
Flyer		1.1%	4
Instructor/Librarian		61.0%	219
Friend/Classmate		1.4%	5
In class (online)		24.0%	86
In class (paper)		20.6%	74
Other (please specify)		1.1%	4
		answered question	359
		skipped question	0

3. Which of the following best describes your enrollment status? Check all that apply.

		Response Percent	Response Count
Part-time		28.1%	101
Full-time		66.3%	238
Day		19.8%	71
Evening		12.5%	45
Weekend		2.8%	10
Off-campus center		1.9%	7
Distance Learning (Online, videoconference, etc.)		13.1%	47
		answered question	359
		skipped question	0

4. Which of the following best describes your reasons/goals for attending community college? Check all that apply.

		Response Percent	Response Count
To complete a certificate program		12.3%	44
To obtain or update job-related (vocational) skills		7.5%	27
To obtain an Associate's degree		34.5%	124
To transfer to a 4-year college or university		71.3%	256
To change careers		11.1%	40
Self-improvement/personal enjoyment		20.9%	75
Other (please specify)		3.9%	14
answered question			359
skipped question			0

5. Do you own the following items, and, if so, how old is the most recent purchase?

	Don't own, don't plan to	Don't own, but plan to in the next few years	Less than 1 year old	1-2 years old	3-4 years old	More than 5 years old	Response Count
Laptop or notebook computer	2.0% (7)	11.4% (40)	27.4% (96)	30.8% (108)	19.7% (69)	8.8% (31)	351
Desktop computer	27.8% (98)	8.0% (28)	6.3% (22)	11.4% (40)	16.2% (57)	30.4% (107)	352
Tablet computer (iPad, etc.)	63.1% (219)	24.8% (86)	8.1% (28)	2.6% (9)	0.6% (2)	0.9% (3)	347
E-book reader (Kindle, Nook, etc.)	73.0% (252)	17.4% (60)	7.2% (25)	1.4% (5)	0.9% (3)	0.0% (0)	345
Smartphone (web-enabled iPhone, Blackberry, etc.)	25.6% (89)	16.4% (57)	32.0% (111)	19.0% (66)	4.9% (17)	2.0% (7)	347
Mobile phone (non-web enabled)	42.4% (147)	2.3% (8)	11.2% (39)	18.2% (63)	10.7% (37)	15.3% (53)	347
Handheld web browser (iPod Touch, etc.)	43.7% (150)	17.2% (59)	13.7% (47)	14.9% (51)	7.9% (27)	2.6% (9)	343
Printer	6.8% (24)	7.4% (26)	15.4% (54)	19.4% (68)	23.1% (81)	27.9% (98)	351
Portable media player (iPod, etc.)	23.3% (80)	9.3% (32)	14.2% (49)	18.6% (64)	19.5% (67)	15.1% (52)	344
Gaming console (PS3, etc.)	40.7% (142)	10.9% (38)	10.6% (37)	14.6% (51)	11.5% (40)	11.7% (41)	349
Handheld gaming device (Nintendo DS, etc.)	61.8% (215)	7.2% (25)	4.0% (14)	7.5% (26)	11.5% (40)	8.0% (28)	348
Digital camera (non-cellphone)	11.7% (41)	12.0% (42)	15.7% (55)	22.9% (80)	22.3% (78)	15.4% (54)	350
answered question							357
skipped question							2

6. About how many hours do you spend USING THE WEB in a typical week for the following purposes?

	None	1-10	11-20	21-30	31-40	More than 40	Response Count
Classwork	0.6% (2)	60.0% (213)	23.9% (85)	8.5% (30)	3.4% (12)	3.7% (13)	355
Paid work/job	59.2% (202)	26.1% (89)	5.3% (18)	4.7% (16)	2.1% (7)	2.6% (9)	341
Personal/leisure	2.6% (9)	48.4% (170)	23.4% (82)	12.8% (45)	4.6% (16)	8.3% (29)	351
answered question							356
skipped question							3

7. How often do you do the following (for school, work, or recreation)?

	Haven't heard of it	Never	Very rarely	Rarely	Occasionally	Frequently	Very frequently	Res Co
Text message	0.8% (3)	8.4% (30)	7.9% (28)	5.1% (18)	16.6% (59)	21.9% (78)	39.3% (140)	
Instant message	2.3% (8)	16.4% (57)	18.1% (63)	15.8% (55)	25.0% (87)	11.8% (41)	10.6% (37)	
Play online games	2.3% (8)	31.2% (110)	23.2% (82)	12.7% (45)	17.3% (61)	7.4% (26)	5.9% (21)	
Use Google Docs	7.4% (26)	17.1% (60)	16.2% (57)	11.4% (40)	19.1% (67)	16.0% (56)	12.8% (45)	
Download music or videos	1.1% (4)	9.3% (33)	13.9% (49)	11.9% (42)	28.3% (100)	20.7% (73)	14.7% (52)	
Listen to podcasts	7.4% (26)	30.8% (108)	17.7% (62)	13.4% (47)	16.5% (58)	9.1% (32)	5.1% (18)	
Watch online videos	0.6% (2)	6.2% (22)	8.5% (30)	7.9% (28)	28.0% (99)	28.6% (101)	20.1% (71)	
Use Skype or another web calling program	6.3% (22)	25.1% (88)	16.0% (56)	15.1% (53)	18.6% (65)	9.7% (34)	9.1% (32)	
Use social networking sites (Facebook, MySpace, etc.)	1.4% (5)	12.1% (43)	5.6% (20)	4.2% (15)	13.8% (49)	24.2% (86)	38.6% (137)	
Post a comment on a website	2.0% (7)	21.0% (74)	14.4% (51)	16.7% (59)	20.7% (73)	12.2% (43)	13.0% (46)	
Write a blog post	5.9% (21)	47.6% (168)	16.4% (58)	11.3% (40)	8.2% (29)	4.8% (17)	5.7% (20)	
Edit a wiki	14.8% (52)	66.4% (233)	7.7% (27)	6.8% (24)	1.4% (5)	1.7% (6)	1.1% (4)	
Visit a virtual world (Second Life, etc.)	29.1% (102)	57.0% (200)	5.4% (19)	4.3% (15)	1.7% (6)	1.7% (6)	0.9% (3)	
answered question								
skipped question								

8. Have you ever attended a workshop or presentation from a community college librarian...

	Yes	No	Not sure	Response Count
In your classroom ?	31.7% (111)	58.0% (203)	10.3% (36)	350
In the library ?	36.9% (129)	57.1% (200)	6.0% (21)	350
Online ?	14.5% (51)	77.2% (271)	8.3% (29)	351
answered question				353
skipped question				6

9. When classes are in session, about how often do you use your CAMPUS LIBRARY to...












	Didn't know I could	Never	Very rarely	Rarely	Occasionally	Frequently	Very frequently	Respo Cou
Use library computers for schoolwork	1.7% (6)	23.8% (84)	16.4% (58)	10.5% (37)	26.3% (93)	13.9% (49)	7.4% (26)	
Use library computers for personal business (banking, shopping, etc.)	2.8% (10)	54.1% (191)	13.3% (47)	10.8% (38)	11.6% (41)	5.4% (19)	2.0% (7)	
Do research for an assignment	0.6% (2)	19.8% (70)	16.1% (57)	13.6% (48)	23.2% (82)	15.9% (56)	10.8% (38)	
Work on non-research coursework	1.1% (4)	34.0% (120)	13.0% (46)	14.7% (52)	22.7% (80)	10.5% (37)	4.0% (14)	
Check out books or journals	0.6% (2)	29.2% (103)	15.3% (54)	15.3% (54)	22.9% (81)	12.2% (43)	4.5% (16)	
Check out course reserves or textbooks	1.4% (5)	33.7% (119)	14.4% (51)	15.3% (54)	17.0% (60)	12.2% (43)	5.9% (21)	
Meet with a tutor	4.2% (15)	58.1% (205)	11.0% (39)	11.9% (42)	9.9% (35)	2.3% (8)	2.5% (9)	
Study alone	1.4% (5)	18.7% (66)	9.3% (33)	8.2% (29)	21.8% (77)	22.1% (78)	18.4% (65)	
Study with a class group	1.7% (6)	36.5% (129)	15.3% (54)	19.0% (67)	17.6% (62)	6.5% (23)	3.4% (12)	
Study with friends	1.7% (6)	32.9% (116)	18.1% (64)	14.7% (52)	19.0% (67)	9.1% (32)	4.5% (16)	
Socialize	2.8% (10)	48.4% (171)	11.6% (41)	16.1% (57)	13.0% (46)	5.4% (19)	2.5% (9)	
Watch videos/DVDs	4.5% (16)	55.8% (197)	10.5% (37)	12.2% (43)	9.6% (34)	4.0% (14)	3.4% (12)	

Optional: What influences how frequently you use your library?

answered question

skipped question

10. Check all of the ways you have accessed class readings, textbooks, or other school-related materials during the past year.

		Response Percent	Response Count
Use "reserve" books in the library		44.4%	156
Use online library "e-reserves"		21.9%	77
Check items out from the library		47.6%	167
Read items on the web		68.9%	242
Download and print out		66.4%	233
Buy paper course pack(s)		39.3%	138
Buy printed textbook(s)		63.0%	221
Rent printed textbook(s)		18.2%	64
Rent online textbooks(s)		8.3%	29
Borrow from a friend or classmate		40.2%	141
Other (please specify)		2.6%	9
answered question			351
skipped question			8

11. When classes are in session, about how often do you...

	Didn't know I could	Never	Very rarely	Rarely	Occasionally	Frequently	Very frequently	Response Count
Visit the library in person ?	0.8% (3)	17.3% (61)	15.0% (53)	13.3% (47)	25.5% (90)	17.0% (60)	11.0% (39)	
Visit the library website ?	0.8% (3)	21.5% (76)	18.7% (66)	16.4% (58)	21.5% (76)	13.9% (49)	7.1% (25)	
Use the library website to research for an assignment ?	2.0% (7)	20.4% (72)	15.0% (53)	15.0% (53)	24.6% (87)	13.0% (46)	9.9% (35)	
Use library databases (EBSCO, Proquest, Gale, etc.)	4.5% (16)	29.5% (104)	11.3% (40)	14.2% (50)	22.4% (79)	11.9% (42)	6.2% (22)	
Talk with a librarian via IM or chat ?	19.0% (67)	64.0% (226)	8.5% (30)	4.8% (17)	2.5% (9)	0.8% (3)	0.3% (1)	
Talk with a librarian on the phone ?	9.3% (33)	70.0% (247)	9.6% (34)	6.2% (22)	4.0% (14)	0.6% (2)	0.3% (1)	
Talk with a librarian in person ?	1.7% (6)	39.7% (140)	21.5% (76)	12.7% (45)	19.0% (67)	3.7% (13)	1.7% (6)	
Email a librarian?	11.6% (41)	72.0% (254)	7.6% (27)	5.1% (18)	3.1% (11)	0.3% (1)	0.3% (1)	
Text message a librarian?	18.7% (66)	70.0% (247)	4.8% (17)	3.7% (13)	2.3% (8)	0.3% (1)	0.3% (1)	
Search for items in the library catalog ?	2.3% (8)	30.3% (107)	15.3% (54)	14.2% (50)	22.7% (80)	9.6% (34)	5.7% (20)	
Check library hours or contact information online ?	2.8% (10)	35.4% (125)	17.0% (60)	14.2% (50)	17.0% (60)	8.5% (30)	5.1% (18)	
answered question								
skipped question								

12. When classes are in session, about how often do you...								
	Didn't know I could	Never	Very rarely	Rarely	Occasionally	Frequently	Very frequently	Response Count
Email, IM, or call your instructors ?	1.1% (4)	13.6% (48)	19.3% (68)	17.0% (60)	36.3% (128)	10.5% (37)	2.3% (8)	
Contribute to a class- related forum or online discussion ?	1.7% (6)	15.4% (54)	14.0% (49)	17.4% (61)	23.9% (84)	19.4% (68)	8.3% (29)	
Use images, video, or other media in a class assignment?	1.1% (4)	15.4% (54)	14.5% (51)	18.5% (65)	29.6% (104)	15.1% (53)	5.7% (20)	
Log into your course management system (Moodle, Blackboard, etc.)?	6.6% (23)	19.4% (68)	5.4% (19)	9.7% (34)	15.4% (54)	21.1% (74)	22.3% (78)	
answered question								
skipped question								

13. What do you APPRECIATE about your campus library?	
	Response Count
	324
answered question	324
skipped question	35






14. What would you CHANGE about your campus library?	
	Response Count
	301
answered question	301
skipped question	58

15. Describe the study/academic environment where you are most productive.	
	Response Count
	311
answered question	311
skipped question	48

16. For each of these web tools and social sites, select the best option.								
	Haven't heard of it	Never used it	Used to use it	Using it less lately	Use it about as much	Using it more lately	Use it all the time	Response Count
Facebook	0.6% (2)	12.4% (43)	6.9% (24)	11.2% (39)	9.2% (32)	8.1% (28)	51.6% (179)	347
Flickr	17.3% (60)	57.1% (198)	13.0% (45)	6.6% (23)	3.5% (12)	1.7% (6)	0.9% (3)	347
FourSquare	43.2% (150)	50.4% (175)	2.9% (10)	1.2% (4)	0.6% (2)	0.6% (2)	1.2% (4)	347
MySpace	2.3% (8)	36.0% (125)	53.9% (187)	6.3% (22)	1.2% (4)	0.3% (1)	0.0% (0)	347
LinkedIn	34.6% (120)	54.5% (189)	4.6% (16)	4.0% (14)	1.2% (4)	1.2% (4)	0.0% (0)	347
Twitter	2.9% (10)	65.1% (226)	11.5% (40)	10.4% (36)	2.0% (7)	3.2% (11)	4.9% (17)	347
Yelp	9.8% (34)	37.2% (129)	7.8% (27)	15.0% (52)	15.0% (52)	6.3% (22)	8.9% (31)	347
YouTube	0.6% (2)	4.0% (14)	4.3% (15)	16.4% (57)	24.2% (84)	16.4% (57)	34.0% (118)	347
answered question								347
skipped question								12

17. For each web tool and social site, would you "friend," "follow," or "add" your campus library?

	I don't use this	No	Maybe	Yes	I already have	Response Count
Facebook	15.0% (52)	24.2% (84)	28.5% (99)	24.5% (85)	7.8% (27)	347
Flickr	56.2% (195)	29.7% (103)	8.6% (30)	4.9% (17)	0.6% (2)	347
FourSquare	63.1% (219)	26.8% (93)	7.2% (25)	2.6% (9)	0.3% (1)	347
MySpace	50.7% (176)	32.3% (112)	9.5% (33)	6.3% (22)	1.2% (4)	347
LinkedIn	60.2% (209)	28.5% (99)	7.8% (27)	3.2% (11)	0.3% (1)	347
Twitter	47.8% (166)	29.4% (102)	13.5% (47)	8.1% (28)	1.2% (4)	347
Yelp	38.0% (132)	28.8% (100)	19.3% (67)	12.1% (42)	1.7% (6)	347
YouTube	11.8% (41)	31.7% (110)	26.5% (92)	24.8% (86)	5.2% (18)	347
Optional: Why would or wouldn't you "friend," "follow," or "add" the library?						80
answered question						347
skipped question						12

18. Which of the following statements is most accurate?			
		Response Percent	Response Count
I don't like new technologies and use them only when I have to.		5.5%	19
I am usually one of the last people I know to use new technologies.		11.8%	41
I tend to use new technologies when most people I know do.		46.7%	162
I like new technologies and usually use them before most people I know.		20.7%	72
I love new technologies and am among the first to experiment with and use them.		15.3%	53
answered question			347
skipped question			12



19. For each of the following statements, choose the best answer:

	Strongly disagree	Disagree	Neutral	Agree	Strongly agree	Response Count
My instructors tend to have reasonable expectations of my technology-related skills and abilities.	1.2% (4)	4.3% (15)	32.9% (114)	46.1% (160)	15.6% (54)	347
I am aware of the services my campus library offers.	4.0% (14)	8.4% (29)	28.8% (100)	48.4% (168)	10.4% (36)	347
The technology skills I am learning at community college will benefit me in my future career.	0.9% (3)	3.7% (13)	26.2% (91)	47.3% (164)	21.9% (76)	347
My campus library supports my community college experience.	1.4% (5)	2.9% (10)	28.0% (97)	47.8% (166)	19.9% (69)	347
I am able to afford the technology I need to succeed as a student.	2.6% (9)	11.8% (41)	29.7% (103)	42.1% (146)	13.8% (48)	347
My campus library has materials that are useful to me in my classes.	1.2% (4)	2.9% (10)	24.5% (85)	49.6% (172)	21.9% (76)	347
Technology helps me collaborate with other students.	0.3% (1)	2.3% (8)	19.9% (69)	53.9% (187)	23.6% (82)	347
Technology helps me learn.	0.6% (2)	1.2% (4)	12.4% (43)	50.7% (176)	35.2% (122)	347
Technology helps me be more productive.	1.2% (4)	2.6% (9)	19.0% (66)	45.2% (157)	32.0% (111)	347
answered question						347
skipped question						12

20. What is your skill level with the following items?

	Very low	Low	Fair	High	Very high	Rating Average	Response Count
Using the library to find information for assignments	4.0% (14)	10.7% (37)	38.9% (135)	29.1% (101)	17.3% (60)	3.45	347
Using the internet to find information for personal use	0.9% (3)	1.7% (6)	16.4% (57)	34.9% (121)	46.1% (160)	4.24	347
Using the internet to find information for assignments	0.6% (2)	1.4% (5)	19.3% (67)	37.8% (131)	40.9% (142)	4.17	347
Using the course management system (Moodle, Blackboard)	17.3% (60)	11.5% (40)	30.0% (104)	24.8% (86)	16.4% (57)	3.12	347
Using word processing software (Microsoft Word, Open Office)	0.3% (1)	2.6% (9)	18.7% (65)	37.2% (129)	41.2% (143)	4.16	347
Using presentation software (PowerPoint, Prezi)	5.5% (19)	7.2% (25)	29.4% (102)	30.5% (106)	27.4% (95)	3.67	347
Using spreadsheets (Excel)	6.9% (24)	19.0% (66)	32.6% (113)	23.1% (80)	18.4% (64)	3.27	347
Using graphics software (Photoshop, Acorn)	18.2% (63)	23.1% (80)	36.6% (127)	15.0% (52)	7.2% (25)	2.70	347
Fixing computer or software problems	26.2% (91)	26.2% (91)	30.3% (105)	11.0% (38)	6.3% (22)	2.45	347
Creating and editing web pages	38.0% (132)	27.1% (94)	25.1% (87)	6.3% (22)	3.5% (12)	2.10	347
answered question							347
skipped question							12

21. Do you currently own a web-enabled MOBILE PHONE, SMARTPHONE, or HANDHELD DEVICE such as an iPad?








		Response Percent	Response Count
Yes		64.8%	225
No		35.2%	122
		answered question	347
		skipped question	12



22. How often do you use your web-enabled mobile phone, smartphone, or handheld device to do the following?

	Never (my phone/device can't)	Never (didn't know I could)	Never (doesn't interest me)	Very rarely	Rarely	Occasionally	Frequently
Text message	1.8% (4)	0.0% (0)	3.6% (8)	3.6% (8)	6.3% (14)	7.7% (17)	20.3% (45)
Take pictures	1.8% (4)	0.9% (2)	3.6% (8)	2.7% (6)	9.0% (20)	21.5% (48)	21.5% (48)
Download apps	2.3% (5)	0.5% (1)	5.5% (12)	6.8% (15)	9.5% (21)	24.5% (54)	19.1% (42)
Use a search engine	2.7% (6)	0.5% (1)	5.0% (11)	5.9% (13)	5.0% (11)	18.0% (40)	22.1% (49)
Send email	2.3% (5)	0.5% (1)	4.1% (9)	4.1% (9)	11.0% (24)	19.2% (42)	21.9% (48)
Download music	4.5% (10)	0.5% (1)	14.9% (33)	11.3% (25)	15.8% (35)	21.6% (48)	11.3% (25)
Play games	2.2% (5)	2.2% (5)	9.4% (21)	12.1% (27)	15.7% (35)	24.2% (54)	13.9% (31)
Watch videos	3.6% (8)	1.8% (4)	8.1% (18)	10.3% (23)	13.5% (30)	21.1% (47)	20.2% (45)
Read e-books	6.8% (15)	6.8% (15)	27.5% (61)	16.2% (36)	14.0% (31)	14.9% (33)	4.5% (10)
Check Facebook, MySpace, etc.	2.3% (5)	0.5% (1)	14.4% (32)	6.3% (14)	7.2% (16)	9.9% (22)	18.0% (40)
Check information (news, weather, sports, specific facts, etc.)	3.2% (7)	0.9% (2)	4.5% (10)	5.9% (13)	10.0% (22)	18.1% (40)	24.9% (55)
Conduct personal business (banking, shopping, etc.)	2.7% (6)	1.8% (4)	10.8% (24)	9.5% (21)	14.9% (33)	15.8% (35)	19.4% (43)
Do research for an assignment	4.1% (9)	1.4% (3)	14.4% (32)	12.6% (28)	17.1% (38)	21.6% (48)	11.3% (25)
Make a status update	2.2% (5)	1.3% (3)	16.6% (37)	9.4% (21)	9.0% (20)	14.8% (33)	17.0% (38)









Check in to a location-based service (Foursquare, etc.)	8.6% (19)	6.3% (14)	37.4% (83)	9.9% (22)	12.6% (28)	5.9% (13)	5.0% (11)
							answered
							skipped

23. If your device supported the following library services, how likely would you be to use them?						
	Very unlikely	Unlikely	Fairly likely	Very likely	Not sure	Response Count
Find library hours, locations or phone numbers	6.3% (14)	12.6% (28)	34.1% (76)	44.4% (99)	2.7% (6)	223
Ask a librarian for help or advice via chat	13.5% (30)	29.7% (66)	24.8% (55)	27.0% (60)	5.0% (11)	222
Ask a librarian for help or advice via text message	13.6% (30)	30.8% (68)	23.1% (51)	27.6% (61)	5.0% (11)	221
Use library research guides and tutorials	10.3% (23)	15.2% (34)	35.0% (78)	37.2% (83)	2.2% (5)	223
Search for e-books in the catalog	11.2% (25)	16.1% (36)	29.6% (66)	38.6% (86)	4.5% (10)	223
Search for articles in library databases	8.5% (19)	10.8% (24)	33.6% (75)	43.5% (97)	3.6% (8)	223
Search for books in the catalog	9.0% (20)	9.4% (21)	35.0% (78)	42.6% (95)	4.0% (9)	223
Send a call number from the catalog	10.8% (24)	27.4% (61)	27.4% (61)	29.6% (66)	4.9% (11)	223
Access online reserves	8.6% (19)	15.8% (35)	29.3% (65)	41.9% (93)	4.5% (10)	222
Receive renewal or overdue notices	9.4% (21)	11.2% (25)	28.7% (64)	47.5% (106)	3.1% (7)	223
Check your library account/renew books	9.5% (21)	10.8% (24)	26.1% (58)	49.1% (109)	4.5% (10)	222
answered question						223
skipped question						136



24. How old are you?			
		Response Percent	Response Count
19 or Less		24.6%	84
20 to 24		40.1%	137
25 to 29		12.9%	44
30 to 34		9.1%	31
35 to 39		5.0%	17
40 to 49		6.7%	23
50 +		1.8%	6
answered question			342
skipped question			17

25. What is your gender?			
		Response Percent	Response Count
Female		64.9%	222
Male		35.1%	120
Transgendered		0.0%	0
answered question			342
skipped question			17

26. What best represents your ethnicity? Check all that apply.

		Response Percent	Response Count
African-American		4.4%	15
American Indian/Alaskan Native		2.3%	8
Asian		41.5%	142
Filipino		20.5%	70
Hispanic		18.7%	64
Pacific Islander		2.9%	10
White		20.8%	71
Prefer not to say		3.8%	13
Other (please specify)			17
answered question			342
skipped question			17

27. Optional: If you'd like to be entered into the prize drawing, please fill out the following information. Only currently enrolled California community college students at participating institutions are eligible for the cash prize, and you may only enter the drawing once.

		Response Percent	Response Count
Name:		99.6%	239
Email Address:		99.2%	238
answered question			240
skipped question			119

28. Do you have any other comments or suggestions?	
	Response Count
	88
answered question	88
skipped question	271